


G4 / GY6.35 Series




G4-D01A



Power : 1.1W
Lumens : 80-100lm
Voltage : AC / DC 12V
CRI : >80
Beam Angle : 360°
Dimmable : Yes
LED quantity : 1 PC COB




G4-D01A Tantalum capacitor



Power : 1.1W
Lumens : 100-120lm
Voltage : AC / DC 12V
CRI : >80
Beam Angle : 360°
Dimmable : Yes
LED quantity : 1 PC COB




G4-D02A



Power : 1.5W
Lumens : 150-180lm
Voltage : AC / DC 12V
CRI : >80
Beam Angle : 360°
Dimmable : Yes
LED quantity : 1 PC COB




G4-4LED



Power : 1W
Lumens : 80-100lm
Voltage : AC / DC 12V
CRI : >80
Beam Angle : 360°
Dimmable : Yes
LED quantity : 4 PCS LED



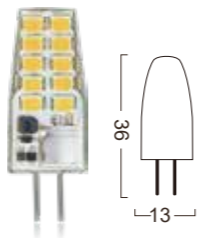
G4-8LED



Power : 1.4W
Lumens : 120-140lm
Voltage : AC / DC 12V
CRI : >80
Beam Angle : 360°
Dimmable : Yes
LED quantity : 8 PCS LED




G4-20LED



Power : 2.3W
Lumens : 230-250lm
Voltage : AC / DC 12V
CRI : >80
Beam Angle : 360°
Dimmable : Yes
LED quantity : 20 PCS LED




G4-24LED-1.5W/E



Power : 1W
Lumens : 100-120lm
Voltage : AC / DC 12V
CRI : >80
Beam Angle : 360°
Dimmable : Yes
LED quantity : 24 PCS LED




G4-48LED-3W/E GY6.35-48LED-3W/E



Power : 1.6W
Lumens : 150-180lm
Voltage : AC / DC 12V
CRI : >80
Beam Angle : 360°
Dimmable : Yes
LED quantity : 48 PCS LED



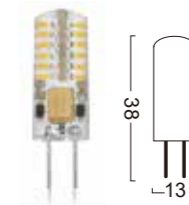
G4-63LED-3W/E



Power : 2.2W
Lumens : 210-240lm
Voltage : AC / DC 12V
CRI : >80
Beam Angle : 360°
Dimmable : Yes
LED quantity : 63 PCS LED




G4-48LED-3W Tantalum capacitor GY6.35-48LED-3W capacitor



Power : 1.6W
Lumens : 150-170lm
Voltage : AC / DC 12V
CRI : >80
Beam Angle : 360°
Dimmable : Yes
LED quantity : 48 PCS LED




G4-48LEDL-4W GY6.35-48LEDL-4W



Power : 2.8W
Lumens : 260-290lm
Voltage : AC / DC 12V
CRI : >80
Beam Angle : 360°
Dimmable : Yes
LED quantity : 48 PCS LED




G4-CR2-2W



Power : 1.5W
Lumens : 170-200lm
Voltage : AC / DC 12V
CRI : >80
Beam Angle : 360°
Dimmable : Yes
LED quantity : 13 PCS LED




G4-CR3-3W GY6.35-CR3-3W



Power : 2.5W
Lumens : 250-300lm
Voltage : AC / DC 12V
CRI : >80
Beam Angle : 360°
Dimmable : Yes
LED quantity : 26 PCS LED




G4-CR4-4W GY6.35-CR4-4W




Power : 3W
Lumens : 350-400lm
Voltage : AC / DC 12V
CRI : >80
Beam Angle : 360°
Dimmable : Yes
LED quantity : 39 PCS LED

G9 Series

G9 Series




G9-D03



Power : 2.2W
Lumens : 220-250lm
Voltage : AC 230V
CRI : >80
Beam Angle : 360°
Dimmable : No
LED quantity : 1 PC COB



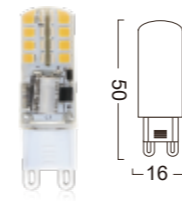
G9-D04



Power : 4.2W
Lumens : 440-460lm
Voltage : AC 230V
CRI : >80
Beam Angle : 360°
Dimmable : Yes
LED quantity : 1 PC COB



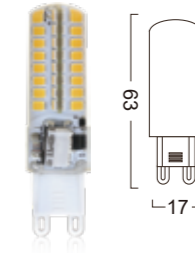
G9-32LED-2.5W



Power : 2.2W
Lumens : 220-250lm
Voltage : AC 230V
CRI : >80
Beam Angle : 360°
Dimmable : Yes
LED quantity : 32 PCS LED




G9-64LED2-5W



Power : 2.8W
Lumens : 290-320lm
Voltage : AC 230V
CRI : >80
Beam Angle : 360°
Dimmable : Yes
LED quantity : 64 PCS LED



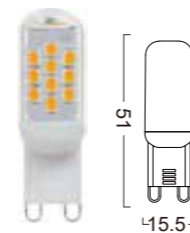
G9-D01



Power : 1.8W
Lumens : 170-200lm
Voltage : AC 230V
CRI : >80
Beam Angle : 360°
Dimmable : Yes
LED quantity : 1 PC COB




G9-CR31LED



Power : 3W
Lumens : 280-330lm
Voltage : AC 230V
CRI : >80
Beam Angle : 360°
Dimmable : Yes
LED quantity : 31 PCS LED



G9-CR45LEDA-5W



Power : 3.3W
Lumens : 350-400lm
450-500lm(HL Ver)
Voltage : AC 230V
CRI : >80
Beam Angle : 360°
Dimmable : Yes
LED quantity : 45 PCS LED




G9-CR64LED-6W



Power : 4.5W
Lumens : 600-650lm
Voltage : AC 230V
CRI : >80
Beam Angle : 360°
Dimmable : Yes
LED quantity : 64 PCS LED



G9-CR100LED




Power : 5.5W
Lumens : 650-750lm
Voltage : AC 230V
CRI : >80
Beam Angle : 360°
Dimmable : Yes
LED quantity : 100 PCS LED

MR11 / MR16 Series

GU10 Series



MR11



Power : 3W
Lumens : 300-350lm
Voltage : AC / DC 12V
CRI : >80
Beam Angle : 120°
Dimmable : No
LED quantity : 6 PCS 2835 LED

MR16-5W SMD



Power : 5W
Lumens : 500-550lm
Voltage : AC / DC 12V
CRI : >80
Beam Angle : 38°
Dimmable : No
LED quantity : 6 PCS 2835 LED




MR16-5W SMD2



Power : 5W
Lumens : 500-550lm
Voltage : AC / DC 12V
CRI : >80
Beam Angle : 38°
Dimmable : No
LED quantity : 6 PCS 2835 LED


MR16-5W SMD3



Power : 5W
Lumens : 500-550lm
Voltage : AC / DC 12V
CRI : >80
Beam Angle : 38°
Dimmable : No
LED quantity : 6 PCS 2835 LED



MR16-5W SMD2 DC



Power : 5W
Lumens : 500-550lm
Voltage : DC 12V
CRI : >80
Beam Angle : 38°
Dimmable : No
LED quantity : 6 PCS 2835 LED



GU10-SMD-5W



Power : 5W
Lumens : 500-550lm
Voltage : AC120V / AC230V
CRI : >80
Beam Angle : 38°
Dimmable : No
LED quantity : 7 PCS 2835 LED

GU10 Adjustable CCT Three Color



Power : 5W
Lumens : 500-550lm
Voltage : AC120V / AC230V
CRI : >80
Beam Angle : 38°
Dimmable : No
LED quantity : 1 PC COB
CCT : 3000K/4000K/6000K



GU10-5W SMD2



Power : 5W
Lumens : 500-550lm
Voltage : AC120V / AC230V
CRI : >80
Beam Angle : 38°
Dimmable : No
LED quantity : 7 PCS 2835 LED

GU10-5W SMD3



Power : 5W
Lumens : 500-550lm
Voltage : AC120V / AC230V
CRI : >80
Beam Angle : 38°
Dimmable : No
LED quantity : 7 PCS 2835 LED



GU10-5W Metal



Power : 5W
Lumens : 300-400lm
Voltage : AC120V / AC230V
CRI : >80
Beam Angle : 38°
Dimmable : No
LED quantity : 1 PC COB

GU10-5W Metal



Power : 5W
Lumens : 300-400lm
Voltage : AC120V / AC230V
CRI : >80
Beam Angle : 38°
Dimmable : No
LED quantity : 1 PC COB