




MR11 / MR16 Series

GU10 Series



MR11

Power : 3W
Lumens : 300-350lm
Voltage : AC / DC 12V
CRI : >80
Beam Angle : 120°
Dimmable : No
LED quantity : 6 PCS 2835 LED



MR16-5W SMD

Power : 5W
Lumens : 500-550lm
Voltage : AC / DC 12V
CRI : >80
Beam Angle : 38°
Dimmable : No
LED quantity : 6 PCS 2835 LED



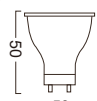
MR16-5W SMD2

Power : 5W
Lumens : 500-550lm
Voltage : AC / DC 12V
CRI : >80
Beam Angle : 38°
Dimmable : No
LED quantity : 6 PCS 2835 LED



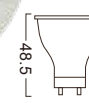
MR16-5W SMD3

Power : 5W
Lumens : 500-550lm
Voltage : AC / DC 12V
CRI : >80
Beam Angle : 38°
Dimmable : No
LED quantity : 6 PCS 2835 LED



MR16-5W SMD2 DC

Power : 5W
Lumens : 500-550lm
Voltage : DC 12V
CRI : >80
Beam Angle : 38°
Dimmable : No
LED quantity : 6 PCS 2835 LED



GU10-SMD-5W

Power : 5W
Lumens : 500-550lm
Voltage : AC120V / AC230V
CRI : >80
Beam Angle : 38°
Dimmable : No
LED quantity : 7 PCS 2835 LED



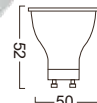
GU10 Adjustable CCT Three Color

Power : 5W
Lumens : 500-550lm
Voltage : AC120V / AC230V
CRI : >80
Beam Angle : 38°
Dimmable : No
LED quantity : 1 PC COB
CCT : 3000K/4000K/6000K



GU10-5W SMD2

Power : 5W
Lumens : 500-550lm
Voltage : AC120V / AC230V
CRI : >80
Beam Angle : 38°
Dimmable : No
LED quantity : 7 PCS 2835 LED



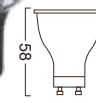
GU10-5W SMD3

Power : 5W
Lumens : 500-550lm
Voltage : AC120V / AC230V
CRI : >80
Beam Angle : 38°
Dimmable : No
LED quantity : 7 PCS 2835 LED



GU10-5W Metal

Power : 5W
Lumens : 300-400lm
Voltage : AC120V / AC230V
CRI : >80
Beam Angle : 38°
Dimmable : No
LED quantity : 1 PC COB



GU10-5W Metal

Power : 5W
Lumens : 300-400lm
Voltage : AC120V / AC230V
CRI : >80
Beam Angle : 38°
Dimmable : No
LED quantity : 1 PC COB

